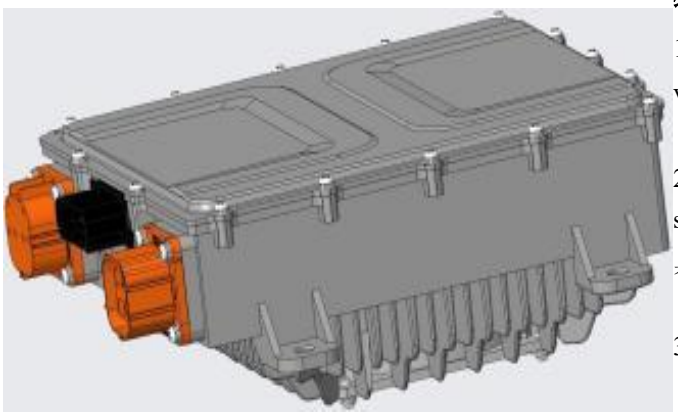

特点Characteristic

1. Designed for charging traction batteries in new energy vehicles (NEVs).用于新能源汽车动力电池充电

2. Equipped with over-voltage, under-voltage, over-current, short-circuit, and over-temperature protection functions.
具有过压、欠压、过流、短路、过温保护功能。

3. Supports CAN Bus communication 支持 CAN Bus通讯。

系列型号 Serial model	电压平台 Voltage platform	冷却方式 Type of cooling	重量 Weight	备注 Remarks
PO-AA-3D-72	72Vdc	Air Cooling	4.3kg	

充电机电气参数Charger electrical parameters

输入参数 Input parameters

输入电压 Input voltage	Vac	90-264
频率 Frequency	Hz	47-63
输入电流 Input current	A	0-16
功率因数 Power factor		≥0.98（半载以上 More than halfload)
待机功耗 Standby power consumption	W	≤5
启动冲击电流 Starting impulse current	A	1.5 倍最大输入电流 1.5 times the maximum input current

输出参数 Output parameters

输出电压 Output voltage	Vdc	50-100
输出电流 Output Current	A	0-40
输出功率 Output power	W	3300W@220VAC；1650W@110VAC
恒压精度 Constant voltage accuracy	%	±1
恒流精度 Constant current accuracy	%	±2
最高效率 Maximum efficiency	%	≥93
关闭响应时间 Offresponse time	ms	300ms 内电流降到 10%以下，500ms 内降到0A The current drops below 10% within 300ms and to 0A within 500ms.

保护参数 Protection parameters

输入欠压保护 Input under-voltage protection	Vac	90±2
输入过压保护 Input over-voltage protection	Vac	264±2
输出欠压保护 Output under-voltage protection	Vdc	≤45
输出过压保护 Output over-voltage protection	Vdc	≥105
输出过流保护 Output over-current protection		≥最大电流停止输出 ≥ maximum current stop output
输出短路保护 Output short-circuit protection		停止输出，故障排除后自恢复 Stop output and recover after troubleshooting
过热保护 Overheat protection	℃	充电机内部 85℃降功率，90℃关机 The internal power ofthe charger starts to decrease at 85℃, and the charger is shut down at 90℃.

接口定义Interface Definition

接口名称 Interface name	交流输入 AC input	连接器型号 Connector model	插座 Socket	HVC3PG63MV106-S02(安费诺)
			插头 Plug	HVC3PG63FS102(安费诺)
端子序号 Terminal No.	线径 Wire diameter	功能定义 Function definition	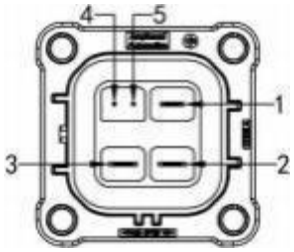	
1	2.5mm2	PE		
2	2.5mm2	N		
3	2.5mm2	L		
4、5	0.35-0.5mm2	高压互锁 High-voltage interlock		

接口名称 Interface name	高压直流 High Voltage DC	连接器型号 Connector model	插座 Socket	HVC2PG36MV110-S01(安费诺)
			插头 Plug	HVC2PG36FS110(安费诺)
端子序号 Terminal No.	线径 Wire diameter	功能定义 Function definition	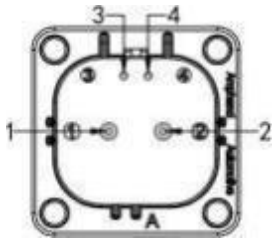	
1	10mm2	正 Positive		
2	10mm2	负 Negative		
3、4	0.35-0.5mm2	高压互锁 High-voltage interlock		

接口名称 Interface name	信号控制 Signal control	连接器型号 Connector model	插座 Socket	0643340100(莫仕 Molex)
			插头 Plug	0643193211(莫仕 Molex)
端子序号 Terminal No.	功能定义 Function definition	功能描述 Functional description	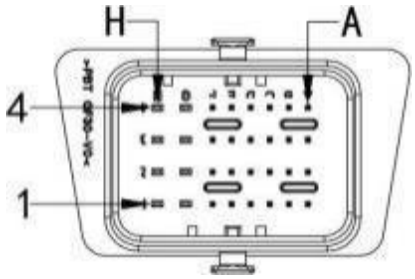	
1A	Temp 1-1	慢充插座温度传感器 1-1 Slow charge socket temperature sensor 1-1		
1B	Temp 1-2	慢充插座温度传感器 1-2 Slow charge socket temperature sensor 1-2		
1C	Temp 2-1	慢充插座温度传感器 2-1 Slow charge socket temperature sensor 2-1		
1D	Temp 2-2	慢充插座温度传感器 2-2 Slow charge socket temperature sensor 2-2		
1E	/	/		
1F	/	/		
1G	/	/		
1H	KL30	常电输入正 Constant power input +		
2A	Wake-up Out	输出唤醒 Wake-up Out		
2B	Wake-up In	输入唤醒 Wake-up In		
2C	/	/		
2D	/	/		
2E	/	/		
2F	/	/		
2G	/	/		
2H	/	/		
3A	CC	充电连接确认 Charging connection confirmation		
3B	CP	充电连接引导 Charging Connection Guide		
3C	/	/		
3D	/	/		
3E	/	/		

3F	/	/
3G	/	/
3H	E LOCK+	电子锁驱动+ Electronic lock drive +
4A	CANH	CAN 通讯高 CAN communication high
4B	CANL	CAN 通讯低 CAN communication low
4C	HVIL+	高压互锁+ High-voltage interlock+
4D	HVIL-	高压互锁- High-voltage interlock-
4E	E LOCK FB+	电子锁反馈信号+ Electronic lock feedback signal +
4F	E LOCK FB-	电子锁反馈信号- Electronic lock feedback signal-
4G	KL31	地 GND
4H	E LOCK-	电子锁驱动- Electronic lock drive-

安装尺寸Assembly Dimensions

